

# INSTALLATION MANUAL

12110H

LED  
BUILT IN



DARK  
LIGHT


90  
CRI

CE ENEC UK  
CA

RoHS  
COMPLIANT



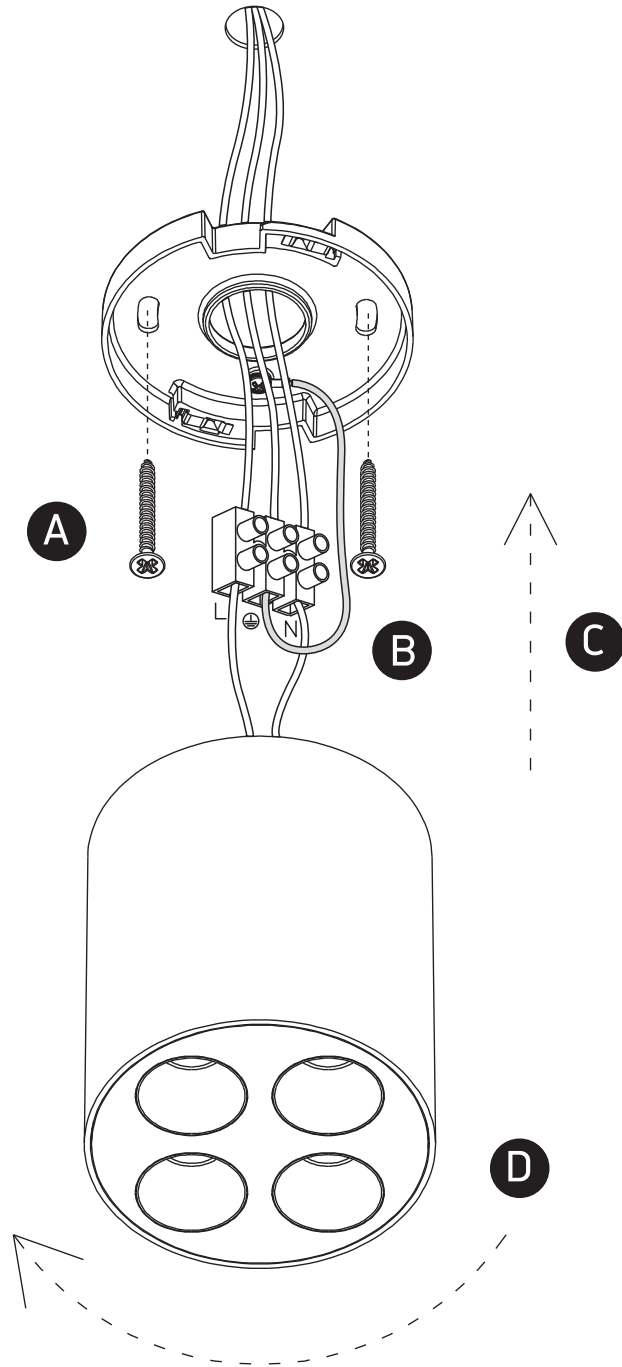
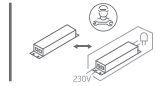
72mm



83mm



230V | SMD 3535 | 10W | IP20 | Aluminium  
Complete with 700mA driver.



## Warnings:

1. Make sure that the product is installed properly before connecting to electricity.
2. Do not cover the fitting.
3. Maintenance and installation should only be carried out by a professional electrician.