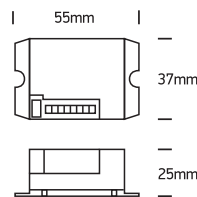


INSTALLATION MANUAL

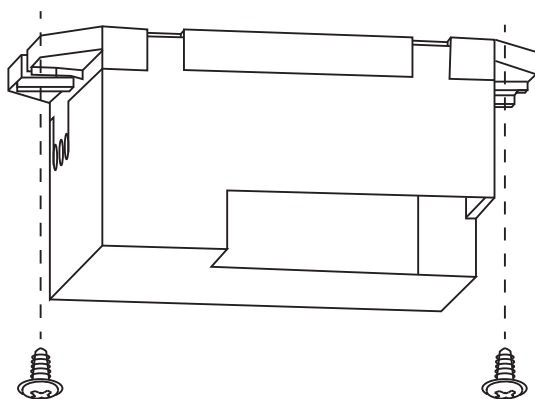
22022 IR Motion Sensor



230V | 400W | IP65/IP20 | IR Motion sensor

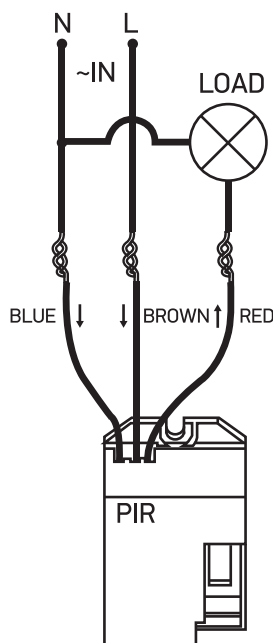
Detection Range: 120° / 360°
 Detection Distance: max 3m / 6m (adjustable) (<24°C)
 Ambient Light: <10-2000lux (adjustable)
 Time Delay: 5s, 30s, 1min, 3min, 5min, 8min (adjustable)
 Detection Moving Speed: 0.6-1.5m/s
 Working Humidity: <93% RH
 Ambient Temperature: -20 up to +40°C
 Installation height: 1,8-2,5m (wall mount)
 Installation height: 2,2-4m (ceiling mount)

Sensor head IP65.
 Sensor controller IP20.

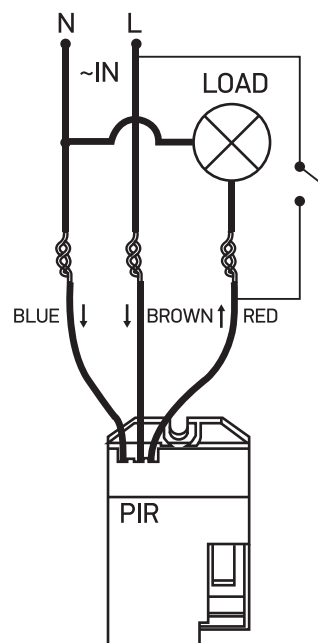


INSTALLATION

WIRING DIAGRAM

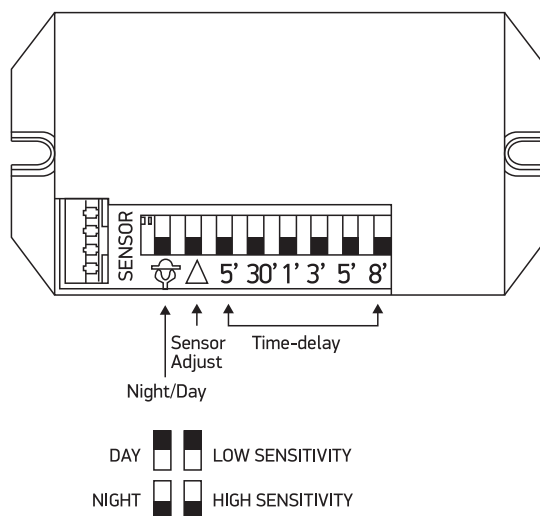


WIRING DIAGRAM WITH BYPASS SWITCH



TEST:

- Set the LUX dip switch to ON position and sensitivity dip switch to OFF position.
- Connect power. Please note that the sensor requires 30 seconds for initialization. Lamp will switch OFF after 5 seconds.
- To test the night mode operation of the sensor set the LUX dip switch to OFF position.



Warnings:

1. Make sure that the product is installed properly before connecting to electricity.
2. Maintenance and installation should only be carried out by a professional electrician.