

INSTALLATION MANUAL

62026A, 62026B, 62026C

ecolight



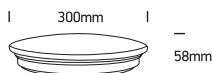
Complete with driver

80
CRI



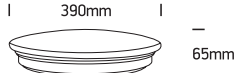
62026A

230V | 15W | IP20 | Metal + PMMA



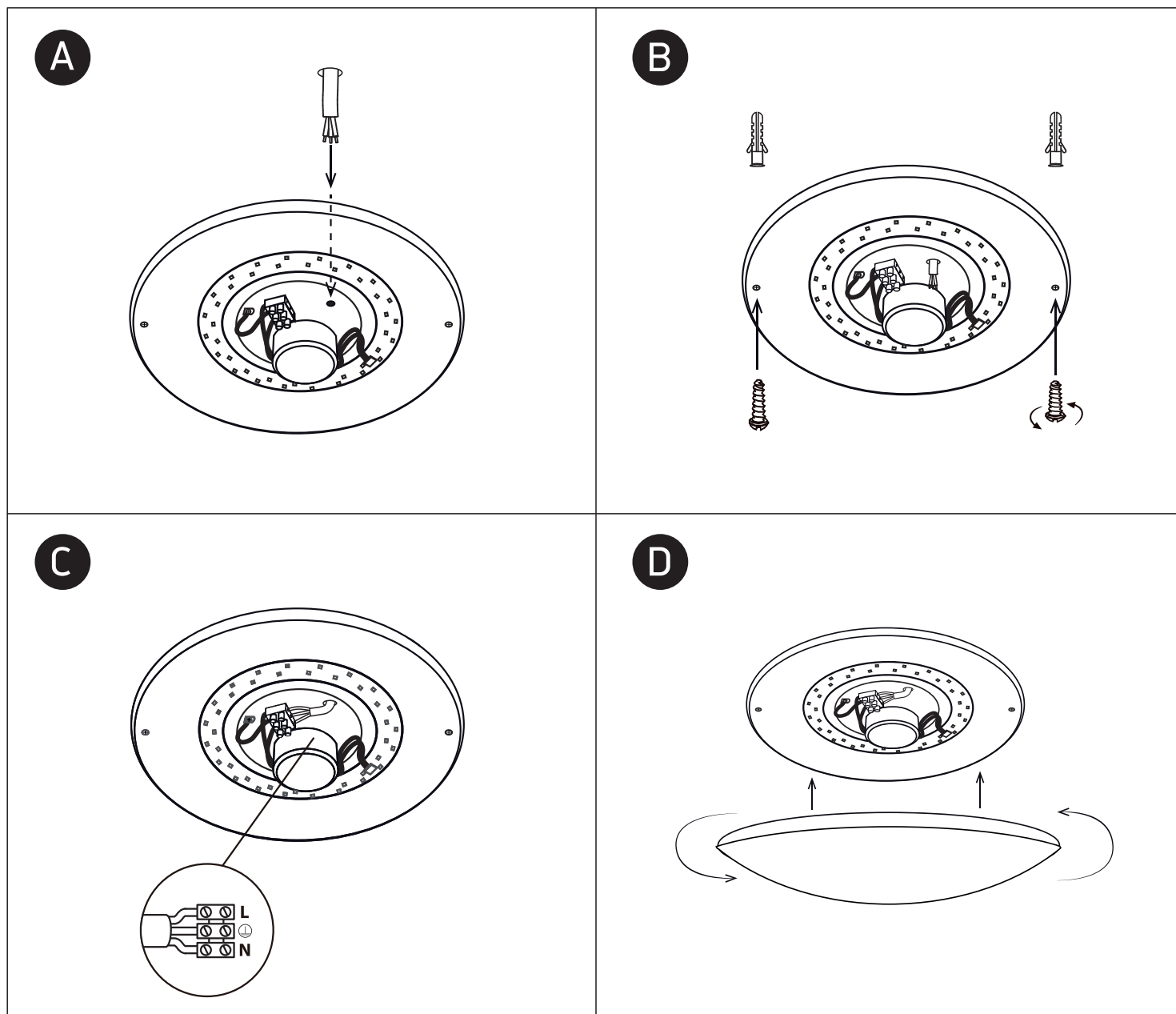
62026B

230V | 24W | IP20 | Metal + PMMA



62026C

230V | 30W | IP20 | Metal + PMMA



Warnings:

1. Fix the base on the ceiling.
2. Make sure that the product is installed properly before connecting to electricity.
3. Connect the AC power cable to the driver's cable as shown in the above diagram.
4. Do not cover the fitting.
5. Maintenance and installation should only be carried out by a professional electrician.