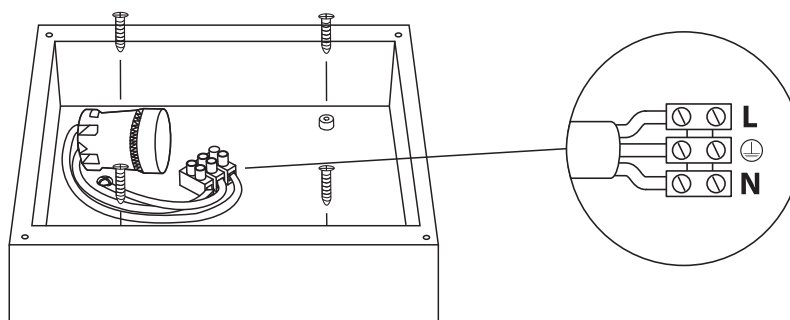



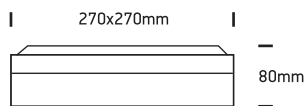
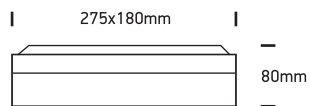
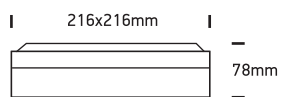


INSTALLATION MANUAL

67208, 67208B, 67210



67208: 100-240V | E27 | 12W | IP54 | Die cast
67208B: 100-240V | E27 | 2x10W | IP54 | Die cast
67210: 100-240V | E27 | 2x10W | IP54 | Die cast



Warnings:

1. Make sure that the product is installed properly before connecting to electricity.
2. Do not cover the fitting.
3. Maintenance and installation should only be carried out by a professional electrician.